

Taurus Series

Multimedia Players



TB6 Specifications


Document Version: V1.3.2

Document Number: NS120100361

Copyright © 2018 Xi'an NovaStar Tech Co., Ltd. All Rights Reserved.

No part of this document may be copied, reproduced, extracted or transmitted in any form or by any means without the prior written consent of Xi'an NovaStar Tech Co., Ltd.

Trademark

 is a trademark of Xi'an NovaStar Tech Co., Ltd.

Statement

You are welcome to use the product of Xi'an NovaStar Tech Co., Ltd. (hereinafter referred to as NovaStar). This document is intended to help you understand and use the product. For accuracy and reliability, NovaStar may make improvements and/or changes to this document at any time and without notice. If you experience any problems in use or have any suggestions, please contact us via contact info given in document. We will do our best to solve any issues, as well as evaluate and implement any suggestions.

XI'AN NOVASTAR TECH CO., LTD.

Table of Contents

Table of Contents	ii
1 Overview	1
1.1 Introduction	1
1.2 Application	1
2 Features	3
2.1 Synchronization mechanism for multi-screen playing	3
2.2 Powerful Processing Capability	3
2.3 Omnidirectional Control Plan	3
2.4 Synchronous and Asynchronous Dual-Mode	4
2.5 Dual-Wi-Fi Mode.....	4
2.5.1 Wi-Fi AP Mode.....	5
2.5.2 Wi-Fi Sta Mode	5
2.5.3 Wi-Fi AP+Sta Mode	5
2.6 Redundant Backup	6
3 Hardware Structure	7
3.1 Appearance	7
3.1.1 Front Panel	7
3.1.2 Rear Panel.....	8
3.2 Dimensions	9
4 Software Structure	10
4.1 System Software.....	10
4.2 Related Configuration Software.....	10
5 Product Specifications	11
6 Audio and Video Decoder Specifications	13
6.1 Image	13
6.1.1 Decoder	13
6.1.2 Encoder	13
6.2 Audio.....	14
6.2.1 Decoder	14
6.2.2 Encoder	14

6.3 Video.....	15
6.3.1 Decoder	15
6.3.2 Encoder	16

XI'AN NOVASTAR TECH CO.,LTD

1 Overview

1.1 Introduction

Taurus series products are NovaStar's second generation of multimedia players dedicated to small and medium-sized full-color LED displays.

TB6 of the Taurus series products (hereinafter referred to as "TB6") feature following advantages, better satisfying users' requirements:

- Loading capacity up to 1,300,000 pixels
- Synchronization mechanism for multi-screen playing
- Powerful processing capability
- Omnidirectional control plan
- Synchronous and asynchronous dual-mode
- Dual-Wi-Fi mode
- Redundant backup

Note:

If the user has a high demand on synchronization, the time synchronization module is recommended. For details, please consult our technical staff.

In addition to omnidirectional publishing and screen control via PC, mobile phones and LAN, the omnidirectional control plan also supports remote centralized publishing and monitoring.

1.2 Application

Taurus series products can be widely used in LED commercial display field, such as bar screen, chain store screen, advertising machine, mirror screen, retail store screen, door head screen, on board screen and the screen requiring no PC.

Classification of Taurus' application cases is shown in [Table 1-1](#).

Table 1-1 Application

Classification	Description
Market type	<ul style="list-style-type: none">• Advertising media: To be used for advertising and information promotion including bar screen and advertising machine.• Digital signage: To be used for signage display in retail stores including retail store screens and door head screens.

Classification	Description
	<ul style="list-style-type: none">• Commercial display: To display commercial information of hotel, cinema and shopping mall, such as chain store screens.
Networking mode	<ul style="list-style-type: none">• Independent screen: Use a PC or the client software of a mobile phone to enable single-point connection and management of a screen.• Cluster screen: Use the cluster solution developed by NovaStar to realize centralized management and monitor of multiple screens.
Connection type	<ul style="list-style-type: none">• Wired connection: A PC connects to Taurus through the Ethernet cable or LAN.• Wi-Fi connection: PC, Pad and mobile phone can connect to Taurus through Wi-Fi, which can be enabled in the case without PC in conjunction with ViPlex software.

XI'AN NOVASTAR TECH CO.,LTD

2 Features

2.1 Synchronization mechanism for multi-screen playing

The TB6 support switching on/off function of synchronous display.

When synchronous display is enabled, the same content can be played on different displays synchronously if the time of different TB6 units are synchronous with one another and the same solution is being played.

2.2 Powerful Processing Capability

The TB6 features powerful hardware processing capability:

- 1.5 GHz eight-core processor
- Support for H.265 4K high-definition video hardware decoding playback
- Support for 1080P video hardware decoding
- 2 GB operating memory
- 8 GB on-board internal storage space with 4 GB available for users

2.3 Omnidirectional Control Plan

Table 2-1 Control Plan

Control Plan	Connecting Mode	User Terminal	Related Software
Solution publishing and screen control through PC	Ethernet cable Wi-Fi	PC	ViPlex Express NovaLCT
Solution publishing and screen control through LAN	LAN	PC	ViPlex Express NovaLCT

Control Plan	Connecting Mode	User Terminal	Related Software
Solution publishing and screen control through mobile phone	Wi-Fi	Mobile phone and Pad	ViPlex Handy
Cluster remote solution publishing and screen control	Wi-Fi AP+Sta Wired	Mobile phone, Pad and PC	VNNOX ViPlex Handy ViPlex Express
Cluster remote monitoring	Wi-Fi AP+Sta Wired	Mobile phone, Pad and PC	NovaiCare ViPlex Handy ViPlex Express

Cluster control plan is a new internet control plan featuring following advantages:

- More efficient: Use the cloud service mode to process services through a uniform platform. For example, VNNOX is used to edit and publish solutions, and NovaiCare is used to centrally monitor display status.
- More reliable: Ensure the reliability based on active and standby disaster recovery mechanism and data backup mechanism of the server.
- More safe: Ensure the system safety through channel encryption, data fingerprint and permission management.
- Easier to use: VNNOX and NovaiCare can be accessed through Web. As long as there is internet, operation can be performed anytime and anywhere.
- More effective: This mode is more suitable for the commercial mode of advertising industry and digital signage industry, and makes information spreading more effective.

2.4 Synchronous and Asynchronous Dual-Mode

The TB6 supports synchronous and asynchronous dual-mode, allowing more application cases and being user-friendly.

When internal video source is applied, the TB6 is in asynchronous mode; when HDMI-input video source is used, the TB6 is in synchronous mode. Content can be scaled and displayed to fit the screen size automatically in synchronous mode.

Users can manually and timely switch between synchronous and asynchronous modes, as well as set HDMI priority.

2.5 Dual-Wi-Fi Mode

The TB6 have permanent Wi-Fi AP and support the Wi-Fi Sta mode, carrying advantages as shown below:

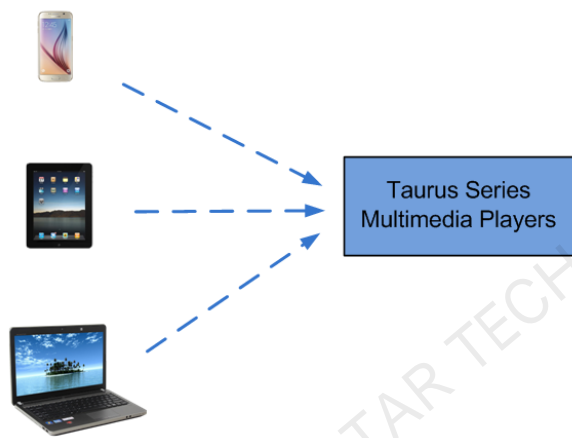
- Completely cover Wi-Fi connection scene. The TB6 can be connected to through self-carried Wi-Fi AP or the external router.

- Completely cover client terminals. Mobile phone, Pad and PC can be used to log in TB6 through wireless network.
- Require no wiring. Display management can be managed at any time, having improvements in efficiency.

TB6's Wi-Fi AP signal strength is related to the transmit distance and environment. Users can change the Wi-Fi antenna as required.

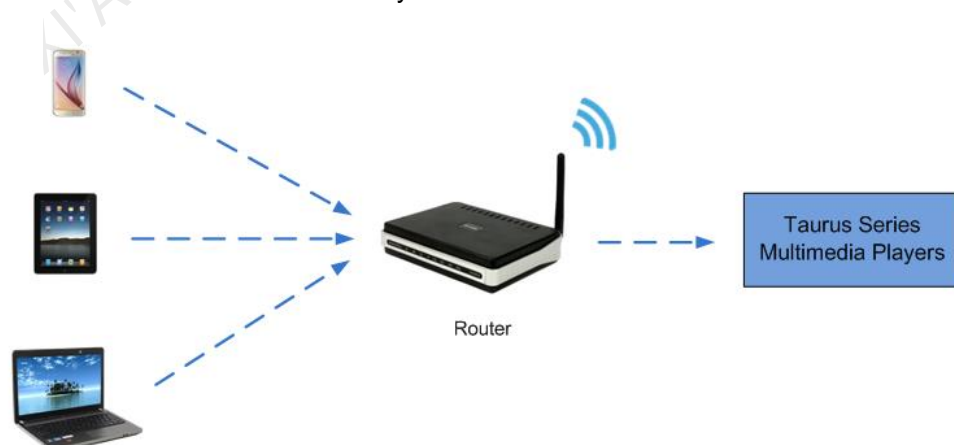
2.5.1 Wi-Fi AP Mode

Users connect the Wi-Fi AP of a TB6 to directly access the TB6. The SSID is "AP + *the last 8 digits of the SN*", for example, "AP10000033", and the default password is "12345678".



2.5.2 Wi-Fi Sta Mode

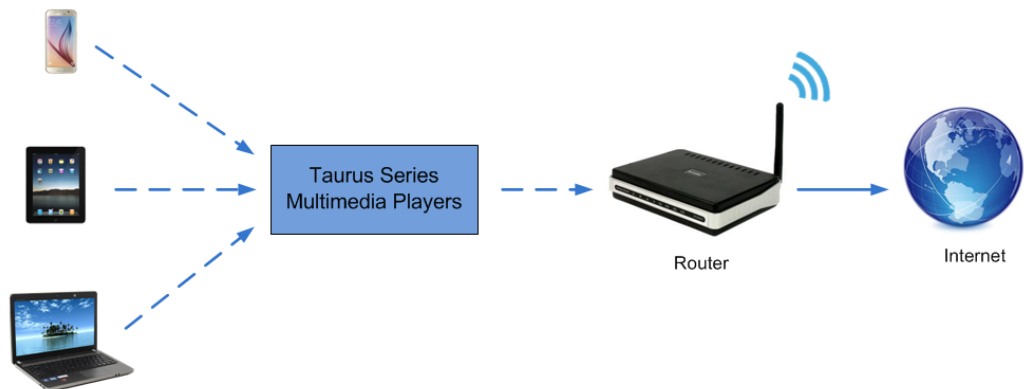
Configure an external router for a TB6 and users can access the TB6 by connecting the external router. If an external router is configured for multiple TB6 units, a LAN can be created. Users can access any of the TB6 via the LAN.



2.5.3 Wi-Fi AP+Sta Mode

In Wi-Fi AP+ Sta connection mode, users can either directly access the TB6 or access internet through bridging connection. Upon the cluster solution, VNNOX and

NovaiCare can realize remote solution publishing and remote monitoring respectively through the Internet.



2.6 Redundant Backup

TB6 support network redundant backup and Ethernet port redundant backup.

- Network redundant backup: The TB6 automatically selects internet connection mode among wired network or Wi-Fi Sta network according to the priority.
- Ethernet port redundant backup: The TB6 enhances connection reliability through active and standby redundant mechanism for the Ethernet port used to connect with the receiving card.

3 Hardware Structure

3.1 Appearance

3.1.1 Front Panel

Figure 3-1 Front panel of the TB6



Note: All product pictures shown in this document are for illustration purpose only. Actual product may vary.

Table 3-1 Description of TB6 front panel

Name	Description
PWR	Power status indicator Always on: Power input is normal.
SYS	System status indicator <ul style="list-style-type: none"> Flashing once every other 2 seconds: The system is operating normally. Flashing once every other second: The system is installing the upgrade package. Flashing once every other 0.5 second: The system is downloading data from the Internet or copying the upgrade package. Always on/off: The system is operating abnormally.
CLOUD	Internet connection status indicator <ul style="list-style-type: none"> Always on: The unit is connected to the Internet and the connection status is normal. Flashing once every other 2 seconds: The unit is connected to VNNOX and the connection status is normal.
RUN	FPGA status indicator Same as the signal indicator status of the sending card: FPGA is operating normally.

Name	Description
SWITCH	Button for switching between synchronous and asynchronous modes <ul style="list-style-type: none"> Always on: Synchronous mode Off: Asynchronous mode

3.1.2 Rear Panel

Figure 3-2 Rear panel of the TB6



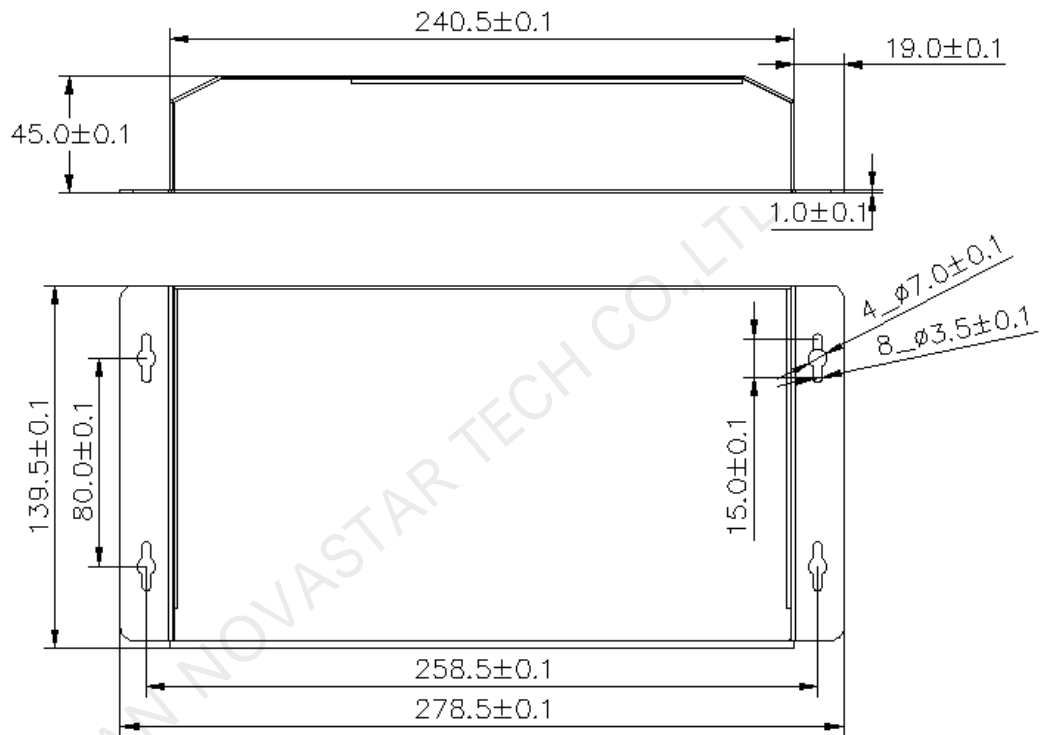
Note: All product pictures shown in this document are for illustration purpose only. Actual product may vary.

Table 3-2 Description of TB6 rear panel

Name	Description
TEMP	Temperature sensor port
LIGHT	Light sensor port
WiFi-AP	Wi-Fi AP antenna port
WiFi-STA	Wi-Fi Sta antenna port
COM1	Reserved
COM2	Reserved
ETHERNET	Gigabit Ethernet port Indicator status: <ul style="list-style-type: none"> Yellow indicator always on: The unit is connected to 100M Ethernet cable and the status is normal. Green and yellow indicators always on at the same time: The unit is connected to Gigabit Ethernet cable and the status is normal.
USB	USB 2.0 port
HDMI	<ul style="list-style-type: none"> IN: HDMI 1.4 input OUT: HDMI 1.4 output
AUDIO OUT	Audio output
RESET	Factory reset button Press and hold the button for 5 seconds to reset the unit to factory settings.

Name	Description
LED OUT	Output Ethernet port
ON/OFF	Power switch
100-240V~,50/60Hz	Power input

3.2 Dimensions



Unit: mm

4 Software Structure

4.1 System Software

- Android operating system software
- Android terminal application software
- FPGA program

Note: The third-party applications are not supported.

4.2 Related Configuration Software

Table 4-1 Related configuration software

Software	Description
ViPlex Handy	Mobile phone client software of the TB6 includes Android and iOS which are mainly used for screen management, editing, and solution publishing.
ViPlex Express	PC client software of the TB6 only includes Windows which is mainly used for screen management, editing, and solution publishing.
NovaLCT	Display screen configuration software works in Windows only, and is used to adjust screens to the best display status.

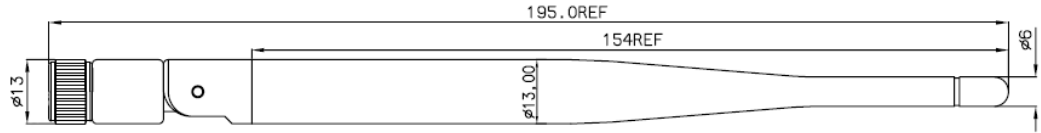
5 Product Specifications

Specifications

Electrical Parameters	Input power supply	100 V–240 V AC
	Maximum power consumption	18 W
Storage Space	Operating memory	2 GB
	Internal storage space	8 GB on-board with 4 GB available for users
Storage Environment	Temperature	0°C–50°C
	Humidity	0% RH–80% RH
Operating Environment	Temperature	-40°C–80°C
	Humidity	0% RH–80% RH
Packing information	Dimensions (HxWxD)	375 mm x 280 mm x 108 mm
	List	<ul style="list-style-type: none"> • TB6 LED multimedia player x 1 • Columned Wi-Fi omnidirectional antenna x 2 • One AC power cord x 1
Dimensions (HxWxD)	278.5 mm x 139.5 mm x 45.0 mm	
Features	<ul style="list-style-type: none"> • Pixel capacity up to 1,300,000, with the maximum width of 4096 pixels and maximum height of 1920 pixels. • Supports 2-primary 2-standby Ethernet port redundant mechanism. • Supports dual-Wi-Fi, and features Wi-Fi AP and Wi-Fi Sta functions. • Supports Gigabit wired network. • Supports stereo audio output. • Supports HDMI Loop. • Supports HDMI input mode. • Supports HDMI input full-screen self-adaptive display. • Supports manual and timing switching between synchronous and asynchronous modes. 	

	<ul style="list-style-type: none">• 2 USB ports allows for playback of media imported from USB drives.• 1 Onboard brightness sensor port supports automatic and scheduled smart brightness adjustment.
--	---

Antenna



XI'AN NOVASTAR TECH CO.,LTD

6 Audio and Video Decoder Specifications

6.1 Image

6.1.1 Decoder

Type	Codec	Supported Image Size	Container	Remarks
JPEG	JFIF file format 1.02	48x48 pixels~8176x8176 pixels	JPG, JPEG	Not Support Non-interleaved Scan Software support SRGB JPEG Software support Adobe RGB JPEG
BMP	BMP	No Restriction	BMP	N/A
GIF	GIF	No Restriction	GIF	N/A
PNG	PNG	No Restriction	PNG	N/A
WEBP	WEBP	No Restriction	WEBP	N/A

6.1.2 Encoder

Type	Codec	Supported Image Size	Maximum Data Rate	File Format	Remarks
JPEG	JPEG Baseline	96x32 pixels~8176x8176 pixels	90Mpixels/Second	JFIF file format 1.02	N/A

6.2 Audio

6.2.1 Decoder

Type	Codec	Channel	Bit rate	Sampling rate	File Format	Remarks
MPEG	MPEG1/2/2.5 Audio Layer1/2/3	2	8kbps~320Kbps, CBR and VBR	8KHZ~48 KHz	MP1, MP2, MP3	N/A
Windows Media Audio	WMA Version 4, 4.1, 7, 8, 9, wmapro	2	8kbps~320Kbps	8KHZ~48 KHz	WMA	Non-support WMA Pro, lossless and MBR
WAV	MS-ADPCM, IMA-ADPCM, PCM	2	N/A	8KHZ~48 KHz	WAV	Support 4bit MS-ADPCM, IMA-ADPCM
OGG	Q1~Q10	2	N/A	8KHZ~48 KHz	OGG, OGA	N/A
FLAC	Compress Level 0~8	2	N/A	8KHZ~48 KHz	FLAC	N/A
AAC	ADIF, ATDS Header AAC-LC and AAC-HE, AAC-ELD	5.1	N/A	8KHZ~48 KHz	AAC, M4A	N/A
AMR	AMR-NB, AMR-WB	1	AMR-NB 4.75~12.2kbps @8kHz AMR-WB 6.60~23.85kbps @16kHz	8KHZ, 16KHz	3GP	N/A
MIDI	MIDI Type 0 and 1, DLS version 1 and 2, XMF and Mobile XMF, RTTTTL/RTX, OTA, iMelody	2	N/A	N/A	XMF, MXMF, RTTTTL, RTX, OTA, IMY	N/A

6.2.2 Encoder

Type	Codec	Channel	Bit rate	Sampling rate	Container	Remarks
AMR	AMR-NB, AMR-WB	2	4.75kbps~12.2Kbps, CBR	8KHZ, 16KHZ	3GPP	N/A
AAC	AAC-ADTS-LC	1	4.75kbps~60Kbps, CBR	8KHZ~44.1KHZ	AAC, 3GPP, Mpeg2TS	N/A

6.3 Video

6.3.1 Decoder

Type	Codec	Supported Image Size	Maximum Frame Rate	Maximum Bit Rate (Ideal Case)	File Format	Remarks
MPEG-1/2	MPEG-1/2	48x48 pixels~1920x1088 pixels	30fps	80Mbps	DAT, MPG, VOB, TS	Support Field Coding
MPEG-4	MPEG-4	48x48 pixels~1920x1088 pixels	30fps	38.4Mbps	AVI, MKV, MP4, MOV, 3GP	Not support MS MPEG4 v1/v2/v3 Not support GMC
H.264/AVC	H.264	T1&T2&TB1&TB2&T1-4G&T2-4G&TB1-4G&TB2-4G: 48x48 pixels~1920x1088 pixels Other models: 48x48 pixels~4096x2304 pixels	T1&T2&TB1&TB2&T1-4G&T2-4G&TB1-4G&TB2-4G: 1080P@60fps Other models: 4K@25fps, 1080P@60fps	T1&T2&TB1&TB2&T1-4G&T2-4G&TB1-4G&TB2-4G: 57.2Mbps Other models: 100Mbps	AVI, MKV, MP4, MOV, 3GP, TS, FLV	Support Field Coding Support MBAFF
MVC	H.264 MVC	48x48 pixels~1920x1088 pixels	60fps	38.4Mbps	MKV, TS	Support Stereo High Profile only
H.265/HEVC	H.265/HEVC	T1&T2&TB1&TB2&T1-4G&T2-4G&TB1-4G&TB2-4G: 64x64 pixels~1920x1088 pixels Other models: 64x64 pixels~4096x2304 pixels	T1&T2&TB1&TB2&T1-4G&T2-4G&TB1-4G&TB2-4G: 1080P@60fps Other models: 4K@60fps, 1080P@60fps	T1&T2&TB1&TB2&T1-4G&T2-4G&TB1-4G&TB2-4G: 57.2Mbps Other models: 100Mbps	MKV, MP4, MOV, TS	Support Main Profile Support Tile & Slice
GOOGLE VP8	VP8	48x48 pixels~1920x1088 pixels	30fps	38.4 Mbps	WEBM, MKV	N/A
H.263	H.263	SQCIF(128x96), QCIF(176x144), CIF(352x288), 4CIF(704x576)	30fps	38.4Mbps	3GP, MOV, MP4	Not support H.263+
VC-1	VC-1	48x48	30fps	45Mbps	WMV, ASF,	N/A

Type	Codec	Supported Image Size	Maximum Frame Rate	Maximum Bit Rate (Ideal Case)	File Format	Remarks
		pixels~1920x1088 pixels			TS, MKV, AVI	
MOTION JPEG	MJPEG	48x48 pixels~1920x1088 pixels	30fps	38.4Mbps	AVI	N/A

Note: Output data format is YUV420 semi-planar, and YUV400(monochrome) is also supported for H.264.

6.3.2 Encoder

Type	Codec	Supported Image Size	Maximum Frame Rate	Maximum Bit Rate (Ideal Case)	File Format	Remarks
H.264/AVC	H.264	144x96 pixels~1920x1088 pixels	30fps	20Mbps	MOV, 3GP	Not support MBAFF
Google VP8	VP8	96x96 pixels~1920x1088 pixels	30fps	10Mbps	WEBM	N/A